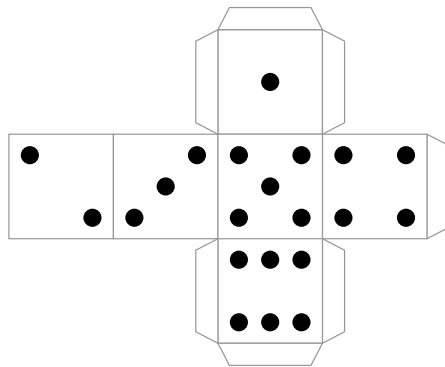




DAI RACCONTI ATTORNO AL FUOCO DI NICOLETTA: NEL PAESE DELLE FIABE



1. Sai che la maggior parte delle fiabe si tramandano a voce da secoli e secoli. Nel castello della Bestia sono tutti radunati per ascoltare la tua nuova fiaba! Tira un dado per scoprire eroe, antagonista, aiutante, oggetto magico e ambientazione. Per ogni gruppo 3 elementi sono dati, 3 li devi aggiungere tu.

REALIZZA LE TUE CARTE GIOCO STAMPANDO E RITAGLIANDO LE CARTE CHE TROVERAI DI SEGUITO. PUOI REALIZZARE ANCHE IL TUO DADO, OLTRE AL LIBRO FIABA!






EROE














ANTAGONISTA







AIUTANTE



OGGETTO
MAGICO



AMBIENTAZIONE



2. In questo spazio scrivi il titolo della tua fiaba.
Potrai raccontarla al ritorno a scuola e sarà ancora più divertente se lo farai già durante queste vacanze con i tuoi amici e parenti!

REALIZZA LA
COPERTINA DEL
TUO LIBRO FIABA!

